





# Fees & Charges (Schedule C)

The fees and other charges levied on the Multi Cap Portfolio (MULTICAP) is as stated below:

	Strategies	MULTICAP
(1)	Upfront Fees	_____%
(2)	Annual Portfolio Management Fees (exclusive of service tax/GST) payable on the average daily portfolio value. The billing will be on a calendar monthly basis.	<2 Crs:2.5% ≥2 Crs: 2%
(3)	Other Charges	
	i. Auditors' Fees	Rs. 1200/- p.a. per account 
	ii. Transaction Charges	As Applicable at Actuals
	iii. Depository Charges	As Applicable at Actuals
	iv. Brokerage	As Applicable at Actuals
	v. Service Tax/GST, Security Transaction Tax & Other Statutory levies	As Applicable at Actuals
	vi. Exit Fees	2% if the portfolio is withdrawn within one year from the date of corpus infusion. 

(Please refer to Annexure-1 overleaf for Illustrations on the Fees and Charges)

Any other incidental or out of pocket expenses incurred on behalf of client under this DPMS Agreement shall be charged on actual.

The Fees and other Charges are subject to revision from time to time with the consent of the Client.

### Terms & Conditions:

- 1) Upfront fees shall be charged on every fresh inflow of corpus.
- 2) Withdrawals: All withdrawals from PMS would be with the mutual consent of the client and the portfolio manager. The withdrawals may be in the form of share or in cash at the end of the agreed period as per the terms & conditions of the Portfolio Investment Management Agreement.
  - i. Withdrawals shall be for a minimum amount of Rs. Fifty Thousand only. (Acceptance/Processing of applications for withdrawal of Assets less than the specified minimum amount shall be at the discretion of the Portfolio Manager).
  - ii. Exit fee will be charged on all Withdrawals. In case of withdrawals in the form of securities. Exit fee will be charged on the Net Asset value of the securities withdrawn.
  - iii. No Exit Fee will be charged on switch to other strategy.
- 3) The Portfolio Manager has the discretion to sell securities held in the clients accounts for the recovery of any of the fees charged to the client's account.

We have read, understood and accept the fee structure mentioned above. (Handwritten by Client)

NJAS Signatory



Sole/First Applicant  
Authorised Representative

Second Applicant  
Authorised Representative

Third Applicant  
Authorised Representative

# Annexure I - Illustration on Fees and Charges

The example given hereunder is to enable the Client to understand the fees / expense structure. The amount of fees / expenses in the below example are purely hypothetical and the actual fees / expenses charged to the Client would be as specified in the Fees & Charges (Schedule C) overleaf which is part of the Portfolio Management Services Agreement.

1	Size of sample portfolio: Rs. 30 lacs
2	Period: 1 year
3	Hurdle Rate: Not Applicable
4	Other Expenses: Assumed @ 0.50% (Brokerage/ DP charges/ transaction charges: Weighted Average of such charges (as a percentage of assets under management) levied in the past year/ in case of new portfolio managers indicative charges as a percentage of assets under management)
5	Upfront fee – 1%
6	Management fee – 2.5% p.a charged on the average of the opening and closing AUM
7	Performance fee – Nil
8	Exit Load - 2%
9	It has been assumed that the client account has started on 1st April and the client has exited on 31st March


## Portfolio Performance

	Particulars	Gain of 20%	Loss of 20%	No Change
	Capital Contribution	30,00,000	30,00,000	30,00,000
a	Less: Upfront fees (1%)	30,000	30,000	30,000
	<b>Assets under management</b>	<b>29,70,000</b>	<b>29,70,000</b>	<b>29,70,000</b>
b	Less: Brokerage/DP charges/any other similar charges (assumed @ 0.5%)	14,850	14,850	14,850
	<b>Assets under management less Brokerage/DP charges/any other similar charges</b>	<b>29,55,150</b>	<b>29,55,150</b>	<b>29,55,150</b>
	Add/Less: Profits/Losses on investment during the year (@ 20% or @0% as applicable) on assets under management	5,91,030	-5,91,030	0
	<b>Gross Value of the portfolio at the end of the year</b>	<b>35,46,180</b>	<b>23,64,120</b>	<b>29,55,150</b>
c	Less: Brokerage/DP charges/any other similar charges (assumed @ 0.5%)	17,731	11,821	14,776
	<b>Gross Value of the portfolio less Brokerage/DP charges/any other similar charges</b>	<b>35,28,449</b>	<b>23,52,299</b>	<b>29,40,374</b>
d	Less: Management Fees (2.5% of Asset under Management)	81,045	66,343	73,694
	<b>Portfolio Value after charging Fixed Management Fees</b>	<b>34,47,404</b>	<b>22,85,956</b>	<b>28,66,680</b>
e	Less: Exit Load (2%)	68,948	45,719	57,334
	<b>Portfolio Value after charging Exit Load</b>	<b>33,78,456</b>	<b>22,40,237</b>	<b>28,09,347</b>
	Total charges during the year (a+b+c+d+e)	2,12,574	1,68,733	1,90,653
	<b>% change over capital contributed</b>	<b>12.62</b>	<b>-25.33</b>	<b>-6.36</b>

\* In the above illustration, Fixed Management Fees and Other Expenses have been calculated on the average of the capital contribution and the gross value of the portfolio as on 31st March. The Other Expenses include Statutory Charges like transaction charges, service tax, etc.; Brokerage; STT.

Note: Other Expenses are charged on actuals. Fixed Management Fees are charged Monthly and Performance fees are charged annually, on 31st March every year. Upfront fees and Exit load shall be charged on every inflow and outflow of corpus respectively.

x

NJAS Signatory 

x

Sole/First Applicant  
Authorised Representative

x

Second Applicant  
Authorised Representative

x

Third Applicant  
Authorised Representative